For the content contained in this manual, Gandian Lightning Protection has the final right to interpret. For more detailed information, please inquire; our company's technical engineers will serve you wholeheartedly. Because of the continuous innovation of product technology, please refer to the actual product or the manual; Subject to change without notice.

Use environmentally friendly materials

ISO CQC CE CB RoHS TÜVRheinland

GA&DA

Dual Power Automatic Transfer Switch

Solutions Catalogue

GANDIAN LIGHTNING PROTECTION ELECTRI CO.LTD.

Headquarters address:No. 329, Gangcheng Avenue, Economic and Technological Development Zone, Jiujiang City, Jiangxi Province,China.

Zhejiang Base address:Building 6, Yanlinwan, Liushi Town, Wenzhou, Zhejiang, China

Tel:0792-8883456

Fax:0792-8883456

Tel:+86-13375772211/+86-15979993994

Web:www.gandian-International.com
www.gadaspd.com
www.cngdfl.com

Email:info@cngdfl.com/kenneth@cngdfl.com

BEST LIFE

BEST ELECTRIC

GA&DA

Gandianfanglei

Better life, better electricity

不辜负每一份电力，让电尽其所能

GANDIAN LANGYONG

有品质才有市场，有改进才有进步，有创新才有发展

坚守专业与责任，做行业的领跑者

Stick to professionalism and responsibility
and be the leader of the industry

ISO | CQC | CE | CB | RoHS | TÜV Rheinland

公司简介

COMPANY PROFILE

Gandian Lightning Protection Electric Co., Ltd. is a modern high-tech enterprise dedicated to the design, research and development, production, sales and service of lightning safety protection e-quipment. The company is located in the economic and technolo-gical development zone of Jiujiang City, the only international tr-ade port city in Jiangxi Province.The total plant construction area is 39,960 square meters, the factory covers an area of 29970.16 square meters, and there are more than 200 employees.

Through continuous reform and innovation, the company develops its own brand, showing a new look of internationalization, modernization and informationization. Break through high-end industries with focus, upgrade tradi-tional industries with automation, actively build automated electrical equipment bases, gather a team of highly skilled experts, strengthen the simultaneous development of advanced equipment industry and modern service industry, have a variety of fully functional product performance testing laboratories, 8/20us 150kA compatible with 10/350us 25kA simulated lightning laboratory, 10/350us 120kA simulated lightning laboratory, 1.2/50us combined wave generator, 1.2/50us voltage generator, gap, discharge tube detector, thermal stability test System, lightning online monitoring system, intelligent lightning protection detection system, SPD backup protector power frequency current test, lightning non-trip current test system and a series of advanced detection equipment, to ensure the stability and innovation of our products!

Independently develop a number of advanced production and processing automatic assembly lines, which integrate automatic glue filling, Independently develop a number of advanced production and processing automatic assembly lines, which integrate automatic glue filling, automatic soldering, automatic laminating, pad printing, laser marking, automatic detection and uploading of data, automatic sealing and packaging and other auto matic equipment to ensure each product Consistency, fully guarantee efficient production and high-quality management, with unified planning of logistics, production, life and other service facilities, and strive to build a first-class intelligent production industrial base with international competitiveness.

The company took the lead in passing ISO9001 quality system certification, ISO14001 environmental management system certification, OHSAS18001 occupational health and safety management system, CQC certification, European Community CE certification, TUV Rheinland certification, CB certification, Rohs certification, and established a system from software and hardware. A strict quality management system can meet the various needs of new and old customers with the fastest speed, the best products, and the best services; sales points are set up throughout the country, and the sales scope radiates to all provinces in China, Southeast Asia, South America, and Europe , Africa and many other places, the service scope is all over the country, and the high-quality products and good service have won the favor of the majority of customers.

The main products are power surge protector series, smart lightning protection series, smart surge protector series, smart lightning pro-The main products are power surge protector series, smart lightning protection series, smart surge protector series, smart lightning protection box series, signal lightning protection series, fuses, circuit breakers, photovoltaic connectors, transfer switches, photovoltaic cables Wait. The products are mainly used in the construction of urban and rural power grids, urban infrastructure construction, factory construction stages, major domestic and foreign oil fields, petrochemical companies, shipbuilding industry, offshore oil drilling platforms, military power construction, photovoltaic power generation, wind power generation, coal, petroleum , Chemical, industrial and mining, hospitals, airports and other fields.

The company adheres to the corporate culture of "integrity first, happiness in the world, sharing and win-win", adheres to the spirit of "pragmatism, hard work, and dedication", and has the dream of "revitalizing national industry and assuming social morality". With the principle of trust, persist in realizing the new situation of "sustainable development, cooperative innovation", with the attitude of "professional, dedicated, rigorous, and eager to learn", always practice the glorious mission of "based on Rael Dunwei and build a world brand together" .

Staff living area

The staff living area has 4360 square meters, 42 single rooms, 28 suites, supporting internal canteen, fitness area, outdoor activity area

Stamping and injection molding area

The stamping and injection molding area has 6800 square meters, 30 injection molding machines, 7 45T stamping machines, 5 35T stamping —achines, 8 25 stamping machines, and the remaining 18 stamping machines of each tonnage

Comprehensive production area

The comprehensive production area has 8,100 square meters, dozens of production lines for various products , a simulation laboratory for lightning strikes, and various lightning protection products test instruments, etc.

Laboratory And Testing

Lab 1

Lab 2

Lab 3

R&D Center No. 1

R&D Center No. 2

Glow Wire Tester

SPD thermal stability test system

Coupling and decoupling online cabinet

1.2/50μs combined wave generator

Programmable salt spray test machine

Simulated lightning test platform

Programmable constant temperature and humidity test chamber


1.2/50μs voltage wave generator

GA&DA
www.gandian-International.com

Certificate And International Patents

ISO14001

ISO9001

OHSAS18001


CB

CQC

RoHS

TUV-CE

TUV

CE

GDS-63/125 Dual Power Transfer Switch (CB Class)

- GDS-63/125 Micro-Breaking Dual Power Transfer Switch is suitable for AC 50/60Hz dual power supoly system with rated operating voltage of 400V amd rated operating current form 16~125A. Optional transfer of dual power can be made according to requirement,.

Product Performance

Making and Breaking Capacity						
Utilization Category	Making and Breaking Test Condition					
	I/Ie	U/Ue	CosΦ	Electrical time(s)	Duration of cycle(min)	Number of operating cycles
Ac-B33	6.0	1.05	0.5	0.05	≤5	12
Note: AC-B33 motor load or combined load inccluding motor and resistance load under infrequent operation condition						

Application

- Complete protective fun ctions, including short circuit, overload, open phase and loss-of-voltage protection.
- Reliable remote double-break with EPS fire protectin power supply interface DC12-24V
- Noiseless, energy saving, simple installation, easy operation, raliable and stable performance

Product Performance

- Rated short circuit breaking capacity: 3/6kA
- Rated short circuit making capacity: 3/6kA
- transfer time: ≤3S
- Control voltage of transfer switch: AC230V
- Mechanical life of transfer switch(transfer of normal and reserve power): 3000 times, electric life: 1500 times
- Rated insulation voltage: U=500V
- Rated working current: 10A,16A,20A,32A,40A,50A,63A,80A,100A,125A

Order Code

Type	GDS-63/10A-2P	GDS-63/10A-4P	GDS-63/16A-2P	GDS-63/16A-4P	GDS-63/20A-2P	GDS-63/20A-4P	GDS-63/32A-2P
Order Code	275001	275002	275003	275004	275005	275006	275007
Type	GDS-63/32A-4P	GDS-63/40A-2P	GDS-63/40A-4P	GDS-63/50A-2P	GDS-63/50A-4P	GDS-63/63A-2P	GDS-63/63A-4P
Order Code	275008	275009	275010	275011	275012	275013	275014
Type	GDS-125/80A-2P	GDS-125/80A-4P	GDS-125/100A-2P	GDS-125/100A-4P	GDS-125/125A-2P	GDS-125/125A-4P	
Order Code	275015	275016	275017	275018	275019	275020	

Dual Power Transfer Switch/For AC Power system/GDS-63/125 Series(CB Class)

GDS-63/125 Dual Power Transfer Switch (CB Class)

- GDS-63/125 Micro-Breaking Dual Power Transfer Switch is suitable for AC 50/60Hz dual power supoly system with rated operating voltage of 400V amd rated operating current form 16~125A. Optional transfer of dual power can be made according to requirement,.

Application

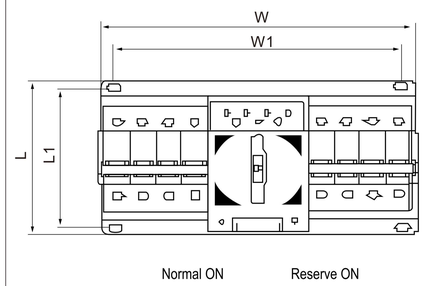

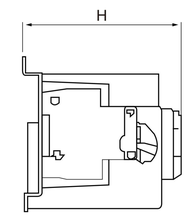

4-Poles overall dimensions

Dimensions (mm)

Type	W	W1	L	L1	H
GDS-63/4P	230	200	132	120	122

Type	W	W1	L	L1	H
GDS-125/4P	230	200	132	120	122

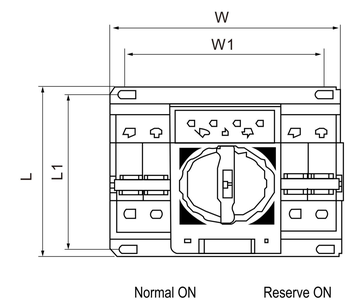

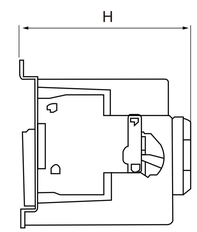

2-Poles overall dimensions

Dimensions (mm)

Type	W	W1	L	L1	H
GDS-63/2P	150	135	132	120	122

Type	W	W1	L	L1	H
GDS-125/2P	150	135	132	120	122

Installation

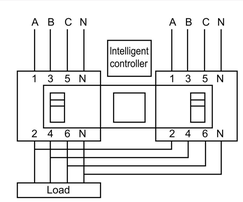

4-poles wiring diagram

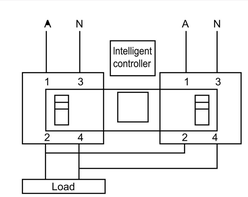

2-poles wiring diagram

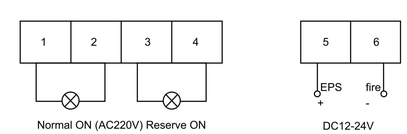

External power ON indication and fire protection power wiring diagram

GDS3-100 Dual Power Transfer Switch(PC Class)

- GDS3-100 Micro-Breaking Dual Power Transfer Switch is suitable for AC 50/60Hz dual power supoly system with rated operating voltage of 400V amd rated operating current form 16~100A. Optional transfer of dual power can be made according to requirement,.

Product Performance

Type	GDS3-100
Shell Frame Current	100A
Rated Current In(A)	10A,16A,25A,32A,40A,50A,63A,80A,100A
Rated Operating Voltage Ue	2P AC 230V 50HZ/4P AC 400V 50HZ
Rated Insulation Voltage Ui	800V
Rated Impulse Withstand Voltage Uimp	8kV
Switching Poles	2P,3P,4P,
Use Category	AC-33iB
Electrical Level	PC Class
Rated short circuit breaking capacity	8kA

Application

- Complete protective fun ctions, including short circuit, overload, open phase and loss-of-voltage protection.
- Reliable remote double-break with EPS fire protectin power supply interface DC12-24V
- Noiseless, energy saving, simple installation, easy operation, raliable and stable performance

Order Code

Type	GDS3-100/10A-2P	GDS3-100/10A-4P	GDS3-100/16A-2P	GDS3-100/16A-4P	GDS3-100/20A-2P	GDS3-100/20A-4P
Order Code	275021	275022	275023	275024	275025	275026
Type	GDS3-100/25A-2P	GDS3-100/25A-4P	GDS3-100/32A-2P	GDS3-100/32A-4P	GDS3-100/40A-2P	GDS3-100/40A-4P
Order Code	275027	275028	275029	275030	275031	275032
Type	GDS3-100/50A-2P	GDS3-100/50A-4P	GDS3-100/63A-2P	GDS3-100/63A-4P	GDS3-100/80A-2P	GDS3-100/80A-4P
Order Code	275033	275034	275035	275036	275037	275038
Type	GDS3-100/100A-2P	GDS3-100/100A-4P				
Order Code	275039	275040				

Dual Power Transfer Switch/For AC Power system/GDS3-100 Series(PC Class)

GDS3-100 Dual Power Transfer Switch (PC Class)

- GDS3-100 Micro-Breaking Dual Power Transfer Switch is suitable for AC 50/60Hz dual power supoly system with rated operating voltage of 400V amd rated operating current form 16~100A. Optional transfer of dual power can be made according to requirement,.

Application

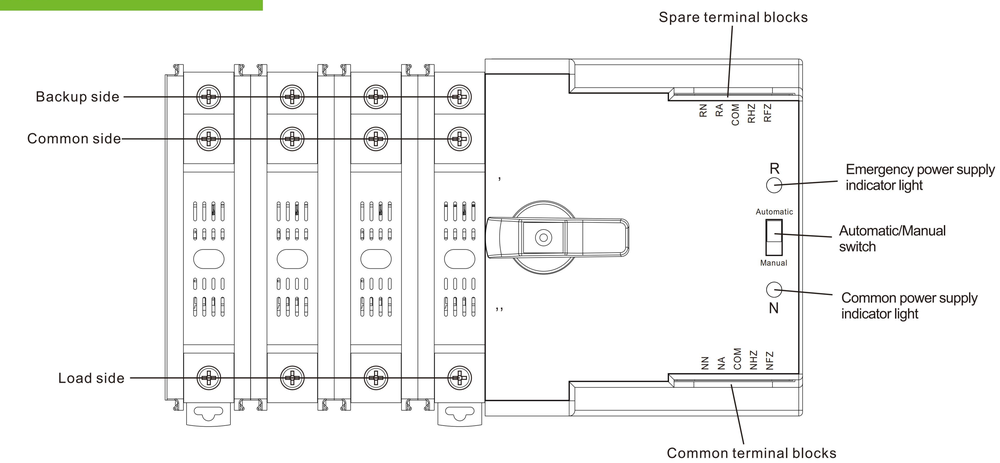

Product Structure Description

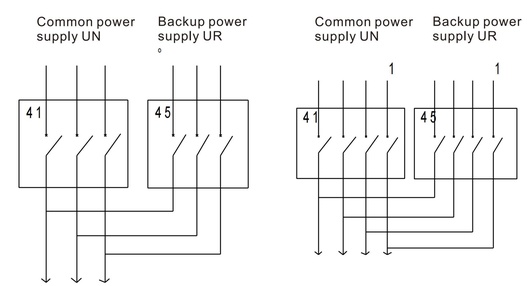

External terminal description

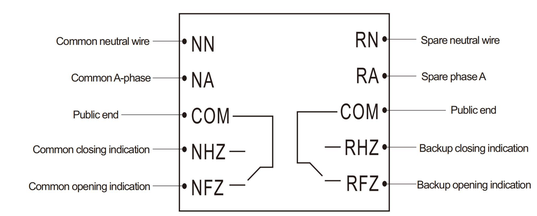

Size

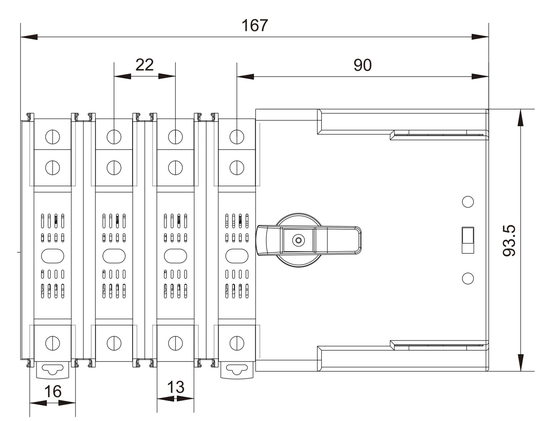

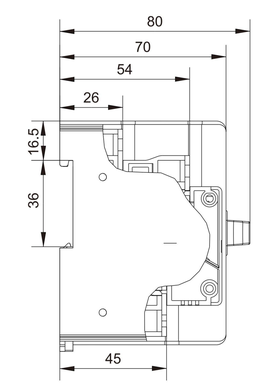

GDSM Moulded Case Dual Power Transfer Switch(CB Class)

- GDSM series automatic transfer switch are mainly composed of power conversion actuator, circuit breaker and controller. This dual power switch with automatic, manual, power indicator, normal switch indicator, ready switch indicator working state.

- When installing wiring, normal power N should be access to normal power supply circuit breaker QN,
- 4 poles :QN and QR's 1, 3, 5 are three-phase (A, B, C) into line terminals, 2, 4, 6 are three-phase outgoing line terminals, 7 is zero line (N) into line terminal, 8 is zero line outgoing line terminal.
- If the use of 3 poles circuit breaker, the normal power N's zero line (NN) and ready power R's zero line (NR) must be respectively receiv ed on 3 poles special connection zero line terminal.
- Do not let the local controller to forget to connect the signal line, tou ch off or short circuit and so on, otherwise can not work.

Product Performance

Type		GDSM-63	GDSM-125	GDSM-250	GDSM-400	GDSM-630
Standard						
Electrical Characteristic Parameter						
Shell Frame Current		63A	125A	250A	400A	630A
Rated Current In(A)		10,16,20,25, 32,40,50,63,	25,32,40,50, 63,80,100,125,	100,125,140,160, 180,200,225,250,	225,250,315,350, 400,	400,500,630,
Rated Operating Voltage Ue		AC 400V 50HZ				
Rated Insulation Voltage Ui		AC500V	AC800V	AC800V	AC800V	AC800V
Rated Impulse Withstand Voltage Uimp		8kV				
Switching Poles		3P,4P,				
Life	Times	6000	6000	6000	4000	3000
Use Category		AC-33iB				
Electrical Level		CB Class				
Protection Level		IP30				
Control Characteristic Parameter						
Rated Control Supply Voltage Us		AC 230V 50HZ				
Switching Time		0 3s	0 3s	0 3s	0 4s	0 4s

Order Code

Type	GDSM-63/10-63-3P	GDSM-63/10-63-4P	GDSM-125/25-125-3P	GDSM-125/25-125-4P
Order Code	10A-63A:275041-275048	10A-63A:275049-275056	25A-125A:275057-275064	25A-125A:275065-275072
Type	GDSM-250/100-250-3P	GDSM-250/100-250-4P	GDSM-400/225-400-3P	GDSM-400/225-400-4P
Order Code	100A-250A:275073-275080	100A-250A:275081-275088	225A-400A:275089-275093	225A-400A:275094-275098
Type	GDSM-630/400-630-3P	GDSM-630/400-630-4P	/	/
Order Code	400A-630A:275099-275101	400A-630A:275102-275104	/	/

Dual Power Transfer Switch/For AC Power system/GDSM Series(CB Class)

GDSM Moulded Case Dual Power Transfer Switch(CB Class)

- GDSM series automatic transfer switch are mainly composed of power conversion actuator, circuit breaker and controller. This dual power switch with automatic, manual, power indicator, normal switch indicator, ready switch indicator working state.

Application

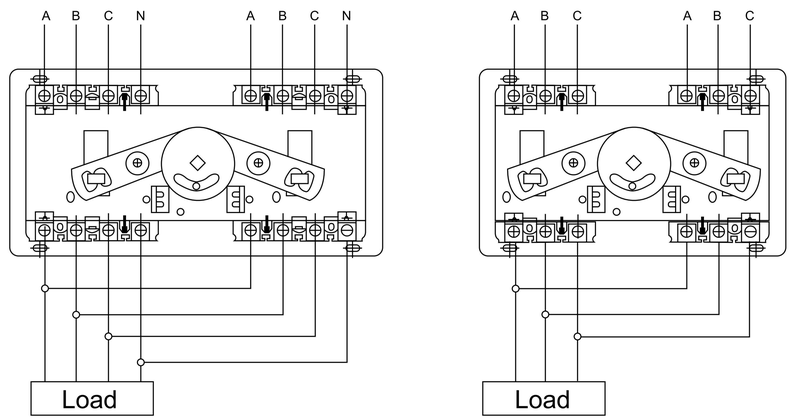

4-Poles wiring diagram

3-Poles wiring diagram

Size

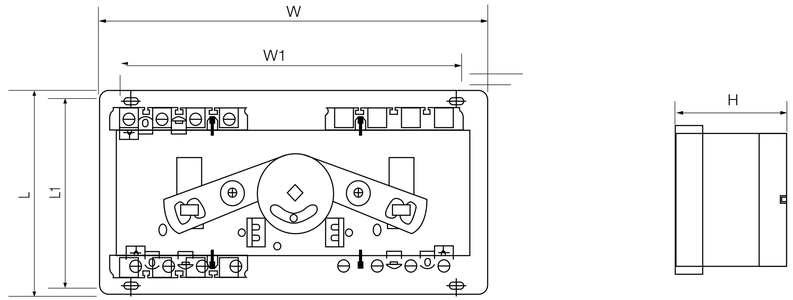

Dimensions (mm)

Type	W	W1	L	L1	H
GDSM-63/3P	290	255	240	220	135
GDSM-63/4P	290	255	240	220	135
GDSM-125/3P	290	255	200	180	165
GDSM-125/4P	320	295	200	180	180
GDSM-250/3P	330	300	215	193	190
GDSM-250/4P	365	340	215	193	210
GDSM-400/3P	455	408	328	305	240
GDSM-400/4P	510	470	328	305	240
GDSM-630/3P	535	490	345	323	240
GDSM-630/4P	590	550	345	323	240

GDG Automatic Transfer Switch Equipment(PC Class)

● GDG series is a device integrated with the switching function and logic control, truly perform electromechanical integration function, suitable for operating in the distribution system of Ac50 Hz, rated voltage AC400V, widely used to shift between normal power and standby power or two loading equipment, or perform safe isolation and etc.

- Standard: IEC947-6-1 GB14048.11-2008;
- Rated working voltage (Ue): AC440V;
- Rated connecting capacity (A Rms): 10Ie;
- Rated breaking capacity (A Rms): 8Ie;
- Control supply voltage: DC24V, 48V, 110V, AC220V.

Product Performance

Rated heating current(A)		100	160	250	400	630	1000	1250	1600	2000	2500	3200
Rated insulation voltage Ui (V)		750					1000					
Rated impact withstand voltage Uimp (kV)		8					12					
Rated operating current Ie (A)	AC-31A	100	160	250	400	630	1000	1250	1600	2000	2500	3200
	AC-35A	100	160	250	400	630	1000	1250	1600	2000	2500	3200
	AC-33A	100	160	250	400	630	1000	1250	1600	2000	2500	3200
Rated short-time withstand current Icw(kA)		7	9		13			50				55
Rated limit short-circuit current(kA)		100			70		100	120		80		
Control supply voltage(V)		DC24V, 48V, 110V, AC220V										
Convenrsion time(S)		0.5	1	1.1	1.2		1.25			2.45		

Order Code

Type	GDG-100-4P	GDG-160-4P	GDG-250-4P
Order Code	275105	275106	275107
Type	GDG-400-4P	GDG-630-4P	GDG-1000-4P
Order Code	275108	275109	275110
Type	GDG-1250-4P	GDG-1600-4P	GDG-2000-4P
Order Code	275111	275112	275113
Type	GDG-2500-4P	GDG-3200-4P	/
Order Code	275114	275115	/

Wiring Diagram

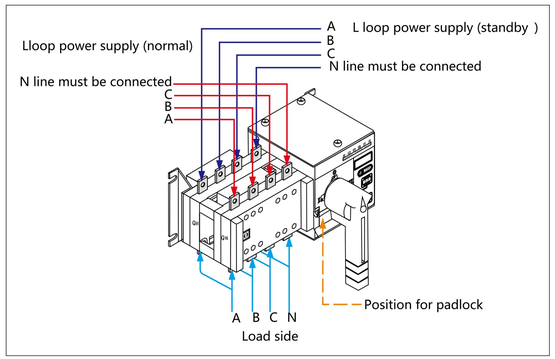

Automatic Transfer Switch Equipment/For AC Power system/GDG Series(PC Class)

GDG Automatic Transfer Switch Equipment(PC Class)

● GDG series is a device integrated with the switching function and logic control, truly perform electromechanical integration function, suitable for operating in the distribution system of Ac50 Hz, rated voltage AC400V, widely used to shift between normal power and standby power or two loading equipment, or perform safe isolation and etc.

Dimension

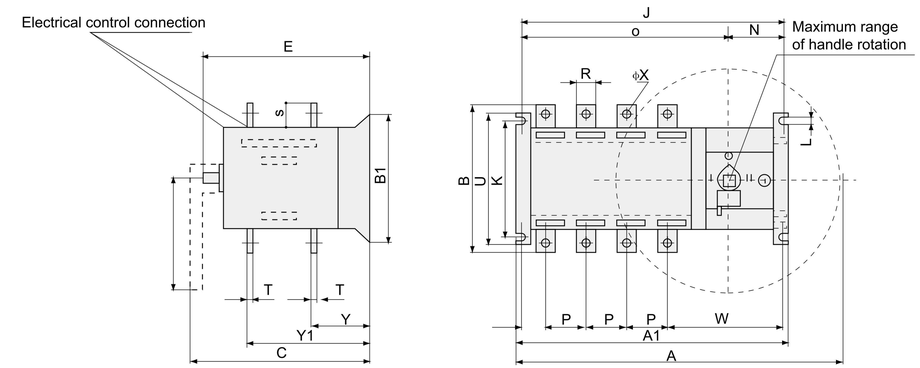

Dimensions (mm)

	Product size and installation size																			
In	A	A1	B	B1	C	E	G	J	K	L	N	P	R	S	T	U	W	X	Y	Y1
100A/4	247	244	106	105	134	133	115	233.5	84	7	74.5	30	14	18	2.5	105	126	6	36	86
125A/4	322	300	135	128	230	189	145	284	102	7	91	36	20	25	3.5	127	158	9	55	125
160A/4	322	300	135	128	230	189	145	284	102	7	91	36	20	25	3.5	127	158	9	55	125
250A/4	406	362	170	142	261	208	145	343	102	7	91	50	25	30	3.5	142	168	11	60	145
400A/4	552	433	260	222	284	273	189	416	180	9	93	65	32	40	5	222	203	11	83	193
630A/4	552	433	260	222	284	273	189	416	180	9	93	65	40	50	6	222	203	12	83	193
800A/4	760	633	357	250	363	350	443	613	220	11	87	120	60	69	8	250	207	12.5	109	254
1000A/4	760	633	357	250	363	350	443	613	220	11	87	120	60	69	8	250	207	12.5	109	254
1250A/4	760	633	357	250	363	350	443	613	220	11	87	120	80	69	8	250	207	13	110	255
1600A/4	760	633	357	250	363	350	443	613	220	11	87	120	80	69	10	250	207	13	110	255
2000A	800	633	460		542		447	610			84.5		80	120	10					169
2500A	800	633	460		542		447	610			84.5		80	125	15					174
3200A	800	633	460		542		447	610			84.5		80	130	20					179

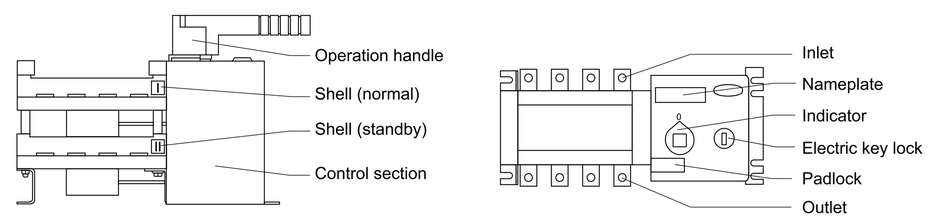

- Electric key lock: Control switch internal control line power, when the electric lock is turned on, the switch can be fully automatic, operation control, strong set "0" operation; when the electric lock is closed, the swi tch can only be operated manually.
- Operating handle: When using the operating handle to operate manually, the electric lock must be closed.
- Padlock: Maintenance-only, that is, first use the operating handle to make the switch in the "0" position, an d then pick up the padlock mechanism and padlock, can be overhauled. 4. Indicator: Indicates the working status of the switch.
- Indicator: Indicates the working status of the switch.